

Carbon Monoxide Gas Sensor

Product Data Sheet
Model #SS2128

2025. Ver 1.0

Applications & Features


- Ideal for portable instrument
- Industrial safety (ambient air monitoring applications)
- Residential CO alarms
- Fire alarms



Specifications

Performance Characteristics	
Output Signal	70±20 nA / ppm
Typical Baseline Range (pure air, @ 20°C)	≤ ±2 ppm CO equivalent
Response Time (T90)	< 25 seconds
Filter	≥ 20,000 ppm·hours capacity
Measurement Range	0-2,000 ppm
Maximum Overload	5,000 ppm
Linearity	Linear up to 2,000 ppm
Repeatability	< ±2 ppm CO equivalent
Recommended Load Resistor	10 ohms
Resolution (Electronics Dependent)	< 0.5 ppm typical
Bias Voltage	0 mV
Environmental	
Temperature Range Continuous	-20°C to +50°C
Pressure Range	800 to 1200 mbar
Operating Humidity Range	15% to 90% RH
Lifetime	
Long Term Output Drift	< 5% per annum
Recommended Storage Temp	0°C to 20°C
Expected Operating Life	> 24 months in air
Standard Warranty	24 months from date of dispatch
Intrinsic Safety Data	
Maximum at 10,000 ppm	80 mA
Maximum o/c Voltage	< 1.0 V
Maximum s/c Current	< 0.1 A

Dimension



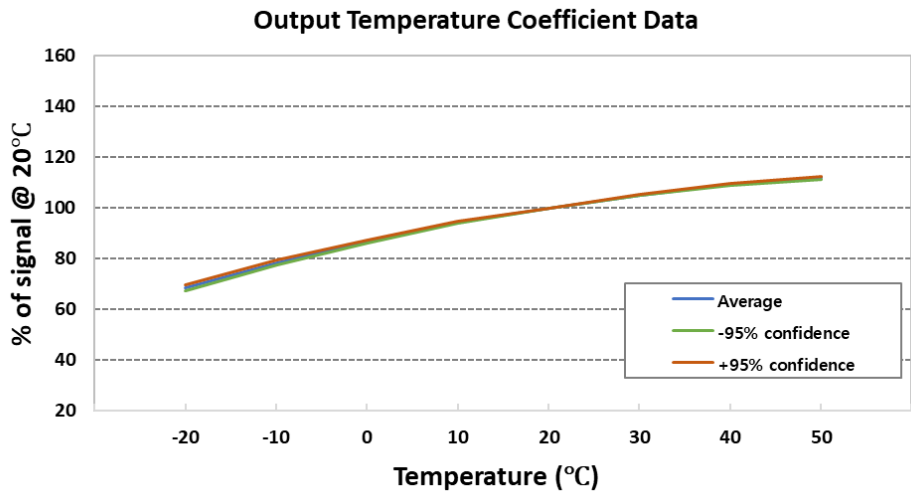
Due to ongoing research and product improvement, specifications are subject to change without notice.

Carbon Monoxide Gas Sensor

Product Data Sheet
Model #SS2128

2025. Ver 1.0

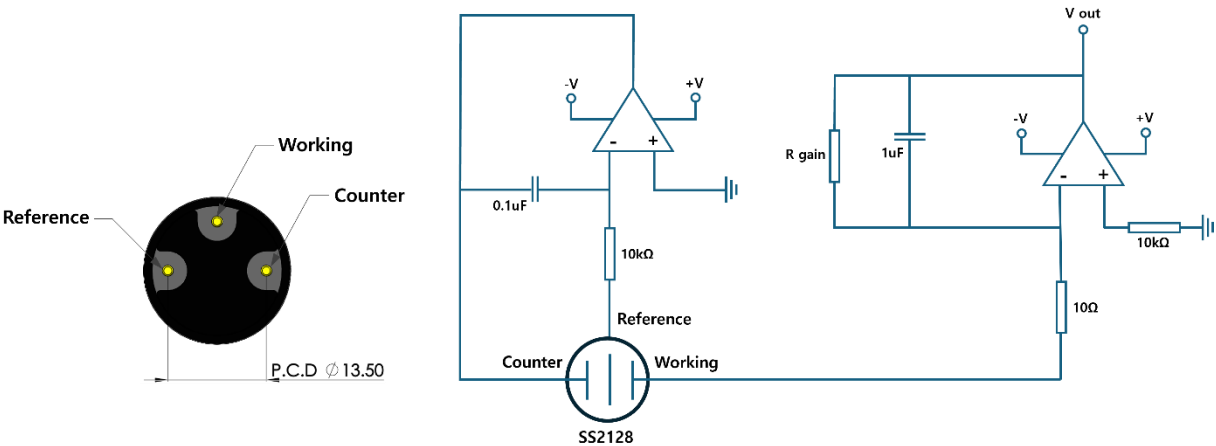
Temperature Effects



Cross Sensitivity

Gas	Concentration [ppm]	Reading [ppm]
Carbon Monoxide	100	100
Hydrogen	100	< 30
Hydrogen Sulfide	15	0
Sulfur Dioxide	5	0
Nitric Oxide	35	< 3
Nitrogen Dioxide	20	0

Standard Operating Circuit



Due to ongoing research and product improvement, specifications are subject to change without notice.